

Mach

ELA Series








The Mach ELA Series

The ELA-6 is a two way passive line array speaker featuring two 6.5" ferrite low/mid speaker and one 1" compression driver. A single ELA-6 cabinet handles 300W RMS at 8 ohms and delivers 123db SPL. The two 6.5" transducers work together in V form as a single source, deliver exact directivity over wide frequency range and reproduce extreme low harmonic distortion even at high sound pressure levels.

The integrated flying system provides an easy handling and setup. Setting angle is adjustable from 0°-10° in 1° steps through the defined holes in the Mach audio flying hardware.

Specification	ELA-6	ELA-15	ELA-18
	 Line Array speaker	 Low-Mid extension for ELA-6	 Sub-woofer
Power rating AES	300 watt	500 watt	800 watt
Sensitivity 1w/1m	98 dB	98 dB	100 dB
Sound pressure max. spl 1W/1m	123 dB	125 dB	129 dB
Frequency range ±3 dB	100 Hz – 20 kHz	80 Hz – 500 Hz	40 Hz – 200 Hz
Nominal impedance	8 Ω or 16 Ω available	8 Ω	8 Ω
directivity horiz/vertical	120° / 12°	-	-
Components	2 x 6.5" ferrite midrange 1" throat ferrite compression driver	1 x 15" ferrite bass	1 x 18" ferrite bass
Housing	plywood		
Coating	black PU high strength structural coating		
Front covering	perforated steel with acoustic foam		
Mounting	integrated flying hardware		
Dimensions (W x H x D)	530 x 226 x 365 mm	530 x 430 x 400 mm	530 x 610 x 800 mm
Net weight	17.5 kg	29 kg	46 kg
Connectors	2 x Speakon NL-4	2 x Speakon NL-4	2 x Speakon NL-4
Accessories optional	front links, rear links, quick release pins, installer frame, flight cases		flight cases
Order information	95201010	95201050	95201060

* All specifications are subject to change without notice.

Mach Audio Ltd.

www.mach-audio.com • info@mach-audio.com